

INTENDED USE

PRO-LAB C.L.A.T. PL.503 is an antibiotic supplement used to enhance the isolation of *Neisseria gonorrhoeae* and *Neisseria meningitidis*.

SUMMARY AND EXPLANATION

The plated medium known as New York City Medium (NYC)¹ is a popular choice amongst clinical microbiologists for the isolation and detection of *Neisseria gonorrhoeae*. Young² describes a modification of New York City Medium where lincomycin was demonstrated to be less inhibitory to gonococci than was vancomycin.³ Faur, et al had determined that amphotericin B was a more active antifungal agent than nystatin. These findings resulted in the establishment of the formula C.L.A.T.- colistin methane sulphonate, lincomycin, amphotericin B and trimethoprim lactate.

DESCRIPTION

Accurate quantities of colistin methane sulphonate, lincomycin, amphotericin B and trimethoprim lactate are freeze-dried and provided in individually labelled vials. Each vial is sufficient to supplement 1 litre of prepared medium.

FORMULA

Each vial contains:

Colistin Methane Sulphonate	7.5 mg
Lincomycin	4.0 mg
Amphotericin B	1.0 mg
Trimethoprim Lactate	5.0 mg

PROCEDURE

To reconstitute each vial of PRO-LAB C.L.A.T. PL.503, add aseptically, 10 ml of sterile distilled water. After closing the vial, gently agitate to assist reconstitution. The resultant solution should be clear and free from visible particulate matter. Add the contents of the vial to a final 1000 ml prepared medium at a temperature not greater than 50°C. Mix gently and pour into sterile petri dishes. Overnight storage at 4°C is recommended to allow suitable equilibration. For extended storage at 4°C eg. up to 7 days, plates should be contained in sealed plastic sleeves or similar packaging.

IN USE

1. Before using selective medium ensure that plates are dry.
2. Inoculate test material onto surface of agar using sterile inoculating loop (PL.100) or a sterile swab in such a manner as to encourage the growth of isolated colonies.
3. Incubate plates at 35° -37°C in a humid atmosphere at 5-10% CO₂.
4. Examine after incubation.
5. Gonococci will be seen as non pigmented translucent colonies.

SAFETY PRECAUTIONS

1. PRO-LAB C.L.A.T. PL.503 is offered only as an in vitro material and is in no way intended for a curative or prophylactic purpose.
2. During and after use, handle all materials in a manner conforming to Good Laboratory Practices and consider at all times that material under test should be regarded as a potential biohazard if mishandled.

PRESENTATION

PRO-LAB C.L.A.T. PL.503 is supplied 10 vials per box (lyophilized).









STORAGE

PRO-LAB C.L.A.T. Supplement PL.503 must be stored at 2° to 8°C. Kept under these conditions it may be used up to date of expiry shown on product label.

REFERENCES

1. Faur, Y.C., Weisburd, M.H. and Wilson, M.E. 1975. Morphologic Observations of Mycoplasma and *Neisseria gonorrhoeae* in Associated Growth Patterns. Am. Jour. of Clin. Path. 63: 106-116.
2. Young, H. 1978. Cultural diagnosis of gonorrhoea with modified New York City (MNYC) medium. Brit. J. of Vener. Dis. 54: 36-40.
3. Reyn, A. and Bentzon, M.W. 1972. Comparison of a selective and a nonselective medium in the diagnosis of gonorrhoea to ascertain the sensitivity of *Neisseria gonorrhoeae* to vancomycin. Brit. J. of Vener. Dis. 48: 363-368.

2003 12

	= Use by
	= Lot number
	= Catalogue number
	= Manufacturer
	= Authorized Representative in the European Community.
	= in vitro diagnostic medical device
	= Temperature limitation
	= Consult instructions for use